


STIMULAN

POWER TO TRANSFORM OUTCOMES

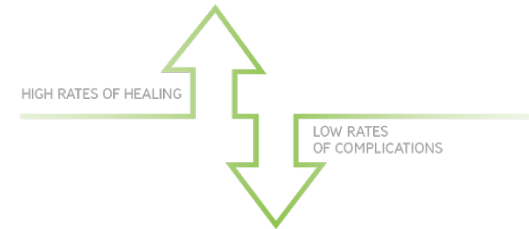


STIMULAN®

Perfect partner for your infection management strategy

STIMULAN is a truly absorbable calcium sulfate, specifically designed to complement your dead space and infection management strategies.³

- ✓ approved for placement directly at the site of infection in bone and soft tissue
- ✓ may be mixed with antibiotics to protect the device from colonisation by bacteria*



Calcium sulfate, uniquely recrystallised to transform outcomes in the presence of infection^{1,2}

STIMULAN®

Transforming outcomes in infected non-unions, osteomyelitis and periprosthetic joint infection⁴⁻⁶



DIABETIC FOOT

Transform osteomyelitis in diabetic foot^{4*}

Patient presented with: persistent osteomyelitis and interphalangeal joint destruction of left hallux. He was already receiving treatment for Charcot arthropathy to his right foot.

Outcome: 2 weeks post-operatively the toe reduced in size. At the 16 month X-ray the patient was infection free and amputation had been avoided. STIMULAN was seen to have completely absorbed at 4 months.

*Additional information and case studies are available on request

STIMULAN®

Transforming outcomes in infected non-unions, osteomyelitis and periprosthetic joint infection⁴⁻⁶



TRAUMA

Transform infected non-union in trauma^{5*}

Patient presented with: fracture of the radius and ulna with persistent infection following repeated treatment with antibiotics.

Outcome: Infection was cleared and STIMULAN beads were absorbed within 3 months. Patient had bony union and full healing at 1 year following reconstructive surgery.

*Additional information and case studies are available on request

STIMULAN®

Transforming outcomes in infected non-unions, osteomyelitis and periprosthetic joint infection⁴⁻⁶



ARTHROPLASTY

Transform osteomyelitis in arthroplasty^{6*}

Patient presented with: persistent discharging sinus from the bottom of right thigh wound and ache in the groin radiating to the anterior thigh caused by *Salmonella typhimurium* and MRSA.

Outcome: At 1 year follow-up the patient remains well and symptom-free with a well-functioning prosthesis.

STIMULAN®



Recrystallised for improved clinical performance

STIMULAN is a pharmaceutical-grade calcium sulfate with a unique crystal structure and properties.⁷⁻⁸

- ✓ controlled purity
- ✓ easily mixed with liquid, powder and heat-sensitive antibiotics*

Only STIMULAN undergoes a patented recrystallisation process that starts with pharmaceutical-grade reagents and results in its consistent and reliable performance.^{3,7-12}

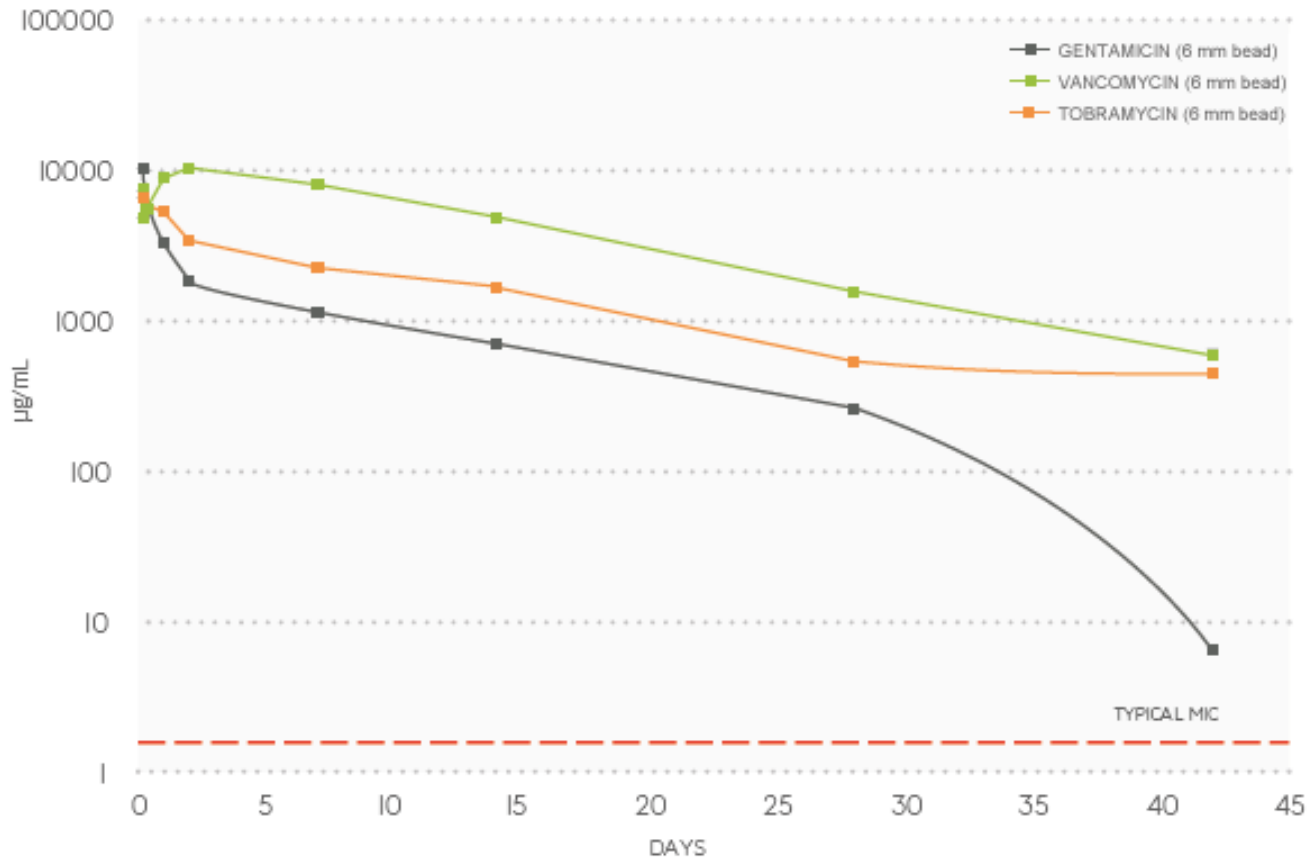
- ✓ predictable elution profile
- ✓ truly absorbable at an optimal rate
- ✓ low levels of drainage





STIMULAN®

Antibiotic elution from STIMULAN Rapid Cure®12





STIMULAN®

Truly absorbable and totally synthetic calcium sulfate – absorbs at an optimal rate^{3,7-11}

Leaves no nidus for infection.



Post-operative

1 month

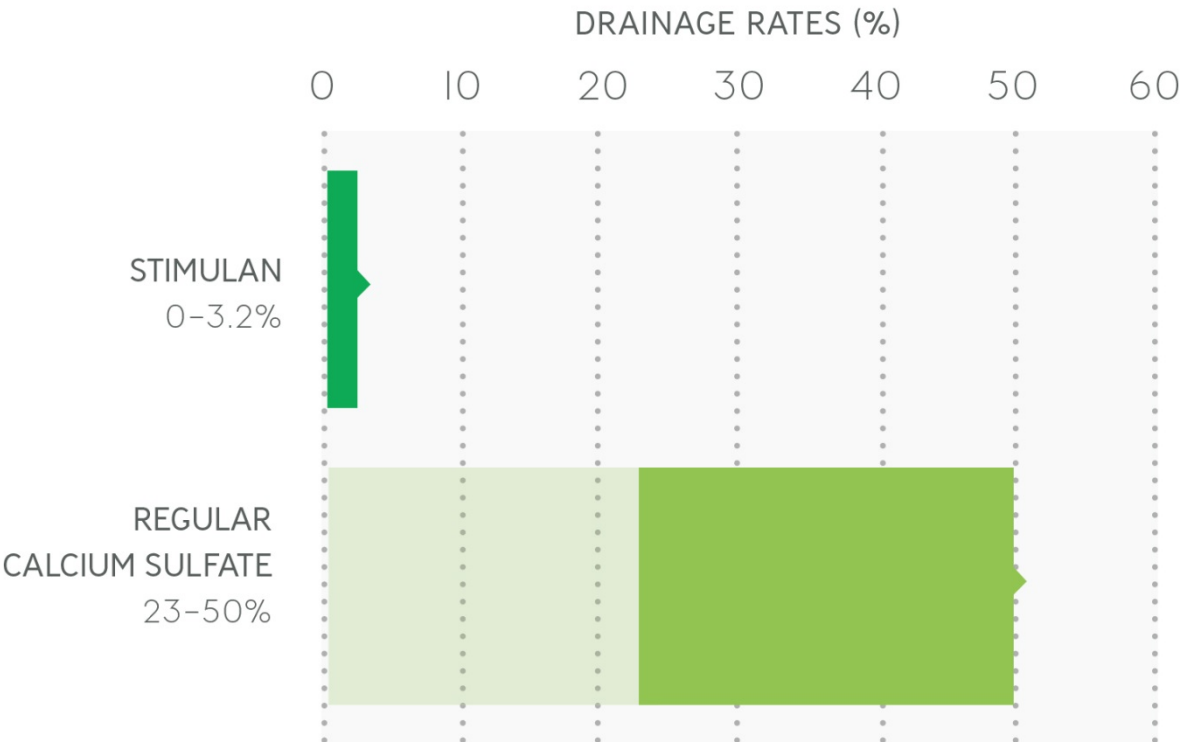
11 weeks

6 months



STIMULAN[®]

Low levels of drainage^{8,9,13-17}



STIMULAN®



Case-by-case flexibility

- Can be used in three sizes of bead, as a paste or for injection.
- Optimises packing in bone and soft tissue.
- Its hydrophilic properties and options of rapid or standard setting times make it quick and easy if mixed with one or more antibiotics.*





STIMULAN®

Flexible formats to optimise dead space management

STIMULAN	PASTE VOLUME	BEAD VOLUME	SETTING TIMES	ORDER CODES
KIT (standard setting) Fully injectable paste with individual bead kit	5 cc	10 cc	Approx. 8 minutes	600-005
	10 cc	20 cc		600-010
Rapid Cure Rapid setting paste with individual bead kit	5 cc	12.5 cc	Approx. 4 minutes	620-005
	10 cc	25 cc		620-010
	20 cc	50 cc		620-020

STIMULAN[®]



POWER TO TRANSFORM OUTCOMES

- ✓ Perfect partner for your infection management strategy³
- ✓ Recrystallised to give a unique crystal structure and clinical performance^{1,2}
- ✓ Provides case-by-case flexibility





STIMULAN®

Find out more at biocomposites.com

For indications, contraindications, warnings and precautions see Instructions for Use.

This presentation may include the use of STIMULAN or techniques that go beyond the current clearance / approval granted by the relevant regulatory authority. Please contact your local representative for further information.

©2014, Biocomposites, The Next Regeneration, Stimulan, Stimulan Rapid Cure, Bilok, geneX, Allogran, Biosteon are registered trademarks of Biocomposites Ltd. All rights reserved. No unauthorised copying, reproduction, distributing or republication is allowed unless prior written permission is granted by the owner, Biocomposites Ltd.

MA/60005140501 Rev 3



References:

1. Lei D, Zhanzhong M, Huaikuo Y, Lei X, Gongbo Y. Treatment of distal radius bone defects with injectable calcium sulfate cement. In: Zorzi A, ed. *Bone Grafting*, InTech (2012).
2. Somasundaram K, Huber CP, Babu V, Zadeh H. Proximal humeral fractures: The role of calcium sulfate augmentation and extended deltoid splitting approach in internal fixation using locking plates. *Injury* 2013;44:481–7.
3. Biocomposites Ltd, Stimulan Information for Use.
4. Data on File, Mr Jogia.
5. Data on File, Dr Parihar.
6. Data on File, Dr Nayar.
7. Cooper JJ. Method of producing surgical grade calcium sulphate. 1999, Patent GB 2367552; EP 1204599; 6780391
8. McPherson EJ. Dissolvable antibiotic beads in treatment of periprosthetic joint infection - the use of synthetic pure calcium sulfate (Stimulan®) impregnated with vancomycin and tobramycin. Presented at: Oxford Bone Infection Conference (OBIC) 2012.
9. McPherson EJ, Dipane MV, Sherif SM. Dissolvable antibiotic beads in treatment of periprosthetic joint infection and revision arthroplasty. The use of synthetic pure calcium sulfate (Stimulan®) impregnated with vancomycin and tobramycin. *Reconstructive Review* 2013;3:32–43.
10. Cierny G, DiPasquale D. Comparing OsteoSet and Stimulan as antibiotic-loaded, calcium sulfate beads in the management of musculoskeletal infection. Presented at: Musculoskeletal Infection Society of North America 2009.
11. Kallala R, Nizam I, Haddad F. Outcomes following use of antibiotic-eluting, absorbable, calcium sulfate beads in revision hip and knee surgery for periprosthetic infection. Presented at: International Society for Technology in Arthroplasty 2013.
12. Cooper *et al.* Antibiotic stability in a synthetic calcium sulphate carrier for local delivery. Poster presented at European Bone and Joint Infection Society Annual Meeting, Prague, Czech Republic, 2013.
13. Gauland C. The use of antibiotic impregnated, implanted synthetic calcium sulfate tablets in the treatment of soft tissue, vancomycin resistant enterococcus infections. Presented at: Wound Healing Society 2011.
14. Borrelli J, Jr., Prickett WD, Ricci WM. Treatment of nonunions and osseous defects with bone graft and calcium sulfate. *Clin Orthop Relat Res* 2003;245–54.
15. Helgeson MD, Potter BK, Tucker CJ, Frisch HM, Shawen SB. Antibiotic-impregnated calcium sulfate use in combat-related open fractures. *Orthopedics* 2009;32:323.
16. McKee MD, Wild LM, Schemitsch EH, Waddell JP. The use of an antibiotic-impregnated, osteoconductive, bioabsorbable bone substitute in the treatment of infected long bone defects: Early results of a prospective trial. *J Orthop Trauma* 2002;16:622–7.
17. Noor S, Bridgeman P, David M, Humm G, Bose D. The use Osteoset-T in the treatment of chronic osteomyelitis of the tibia following exogenous trauma: A review of 22 patients at a regional trauma centre. *Bone Joint J* 2013;95-B:4.